



AVENTOS

Mitred and rebated applications

www.blum.com

 **blum**[®]

An inspiring range of lift systems

The fascinating quality of motion offered by AVENTOS lift systems is now also available for wall cabinets designed with mitres or rebates. The practical aspect of it is that you only need to make minor adjustments to position to be able to use standard fittings. Thanks to the new application options, you can implement the latest design ideas with ease.



Mitred applications



AVENTOS HF – bi-fold lift system



AVENTOS HS – up & over lift system



AVENTOS HL – lift up



AVENTOS HK top – stay lift



AVENTOS HF – bi-fold lift system



AVENTOS HS – up & over lift system



AVENTOS HL – lift up



AVENTOS HK top – stay lift

Lift systems are particularly convenient as they give users full freedom of movement, keeping fronts well out of their way. AVENTOS lift systems also stay open in any position desired and are therefore always within easy reach for closing. Extra convenience is provided by the SERVO-DRIVE or TIP-ON opening support systems.

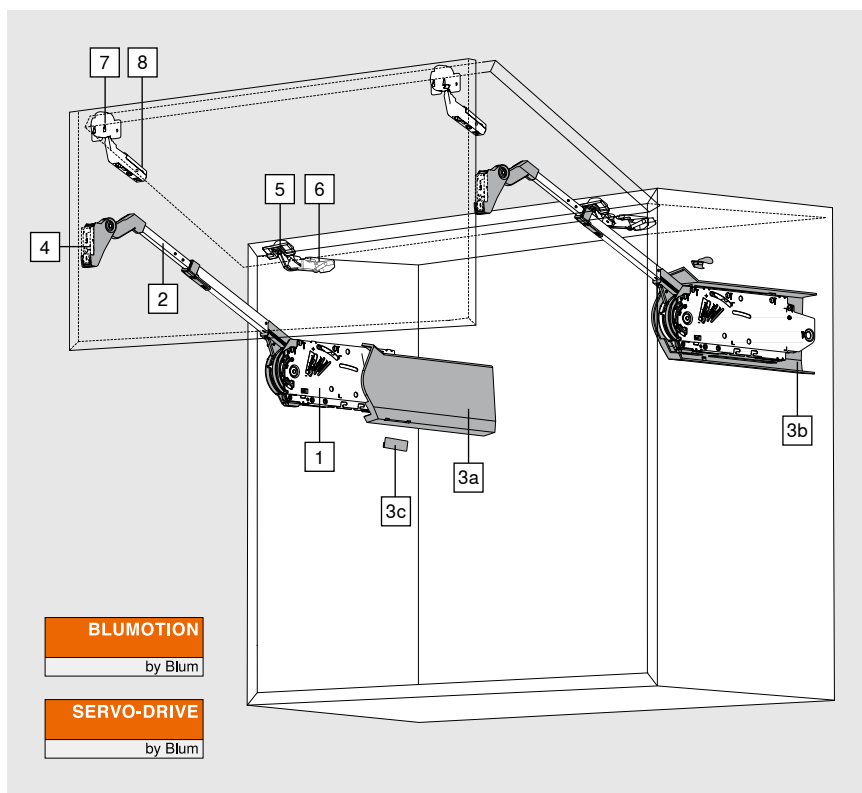
Content

- 04 AVENTOS HF
- 08 AVENTOS HS
- 12 AVENTOS HL
- 16 AVENTOS HK top
- 20 Motion technologies

AVENTOS HF



AVENTOS HF Symmetrical wooden fronts



BLUMOTION

by Blum

SERVO-DRIVE

by Blum

The AVENTOS HF bi-fold lift system is the ideal solution for high and mid height wall cabinets. Thanks to the bi-fold front, little space is needed above the cabinet. Even tall cabinets are possible. In other words, you can choose from a wide selection of wall cabinet designs.

Mitred and rebated applications are not standard applications and that is why you need:

- CLIP top 155° hinge
- 104° opening angle stop
- Mounting plate with 6 mm spacing (only for rebated fronts)



Power factor (LF) = cabinet height (KH) [mm] x front weight incl. double handle weight [kg]

Ordering information

1 Lift mechanism set		
	Power factor LF	
	2600–5500 (1 pc LF 960–2650)	20F2200.05
	5350–10150	20F2500.05
	9000–17250 (3 pcs LF 13500–25900)	20F2800.05
Consisting of:		
1	2 x	Symmetrical lift mechanism
-	8 x	Chipboard screws Ø 4 x 35 mm

2 Telescopic arm set		
	Cabinet height KH (mm)	
	480–570	20F3200.01
	560–710	20F3500.01
	700–900	20F3800.01
	760–1040	20F3900.01
Consisting of:		
2	2 x	Symmetrical telescopic arm

3		Cover cap set		
	Colour		Material	
	HGR, SW, TGR		Nylon	20F8020
Consisting of:				
3a	1 x	Large cover cap left		
3b	1 x	Large cover cap right		
3c	2 x	Branding element, stamped with Blum logo		
		IN-G		

4 Mounting plate for telescopic arm			
	Recommendation:		
	Fixing method		Spacing (mm)
	Screw-on	1	0
	EXPANDO		0
	Knock-in		0

All horizontal steel mounting plates with 0 mm spacing can be used

AVENTOS HF

Symmetrical wooden fronts

AVENTOS HF



Ordering information

5	CLIP top 155° hinge		
	Boss	Spring	
	INSERTA	Unsprung	
	Screw-on ¹	Unsprung	70T7650.NL
3 hinges starting at cabinet width KB 1200 mm and/or 12 kg front weight			
4 hinges for cabinet width KB 1800 mm and/or starting at 20 kg front weight			

6	Mounting plate for CLIP top 155° hinge		
	Mitred application recommendation:		
	Fixing method	Spacing (mm)	
	Screw-on ¹	0	175H3100
	EXPANDO	0	177H3100E
	Knock-in	0	177H3100
	Rebated application recommendation:		
	Fixing method	Spacing (mm)	
	Screw-on ²	6	175H9160
Standard mounting plates, spacing depends on the upper front overlay			

7	CLIP top centre hinge		
	Boss	Spring	
	Screw-on ¹	Unsprung	78Z5500T
	EXPANDO	Unsprung	78Z553ET
3 hinges starting at cabinet width KB 1200 mm and/or 12 kg front weight			
4 hinges for cabinet width KB 1800 mm and/or starting at 20 kg front weight			

8	Mounting plate for CLIP top centre hinge		
	Recommendation:		
	Fixing method	Spacing (mm)	
	Screw-on ¹	0	175H3100
	EXPANDO	0	177H3100E
	Knock-in	0	177H3100
Standard mounting plates with 0 mm spacing			

Accessories

-	Opening angle stop		
	Opening angle	Colour	
	104°	TGR	20F7051
	83°	R7037	20F7011

Colour	
HGR	Light grey
SW	Silk white
TGR	Dark grey
R7037	RAL 7037 dust grey
IN-G	In-mould brushed stainless steel

i	Information	
SERVO-DRIVE planning		20
For SERVO-DRIVE ordering information see AVENTOS general brochure		
www.blum.com/aventosbrochure		

¹ Use 2 chipboard screws (609.1x00) per side for wooden fronts.

² Use Ø 6 x 14.5 mm system screws (661.1450).

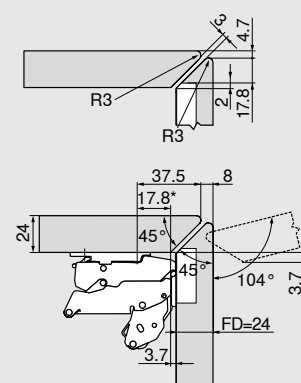
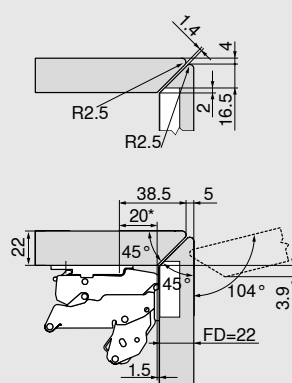
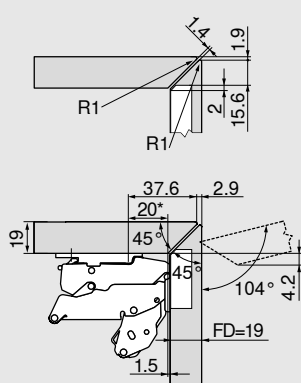
AVENTOS HF



AVENTOS HF Symmetrical wooden fronts

Planning

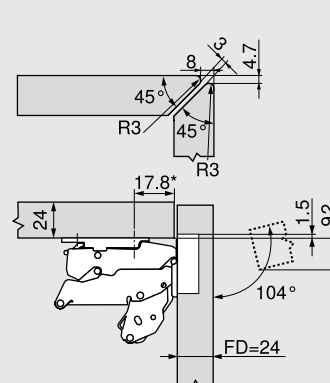
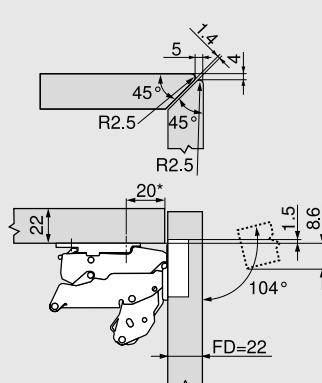
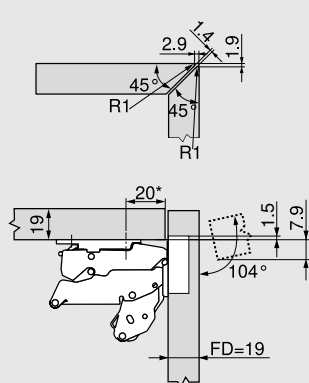
Continuous (four sided) mitred applications



Hinge for dual applications

0 mm mounting plate

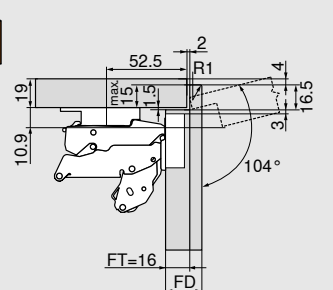
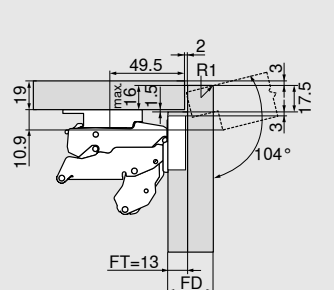
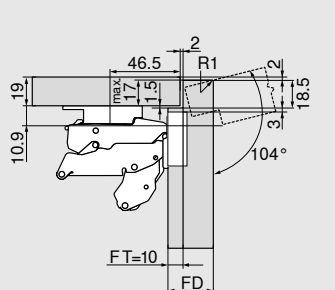
Lateral (two sided) mitred applications



Hinge for dual applications

0 mm mounting plate

Rebated applications



Hinge for dual applications

6 mm mounting plate

FD Front thickness

FT Rebate depth

R Radius

* Dimension for mounting plate with dimension A = 20 mm

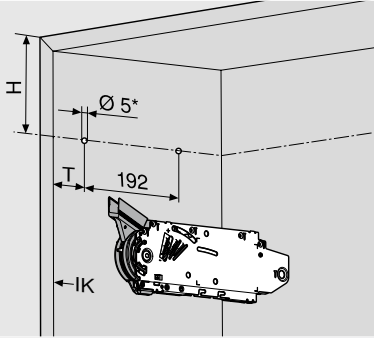
AVENTOS HF Symmetrical wooden fronts

AVENTOS HF



Planning

Drilling position



Cabinet height KH (mm)	H (mm)
480–549	KH x 0.3 - 28
550–1040	KH x 0.3 - 57

4 x chipboard screws Ø 4 x 35 mm

T Mitre:
37 mm from IK for front thickness FD 19 to 22 mm
34.8 mm from IK for front thickness FD 24 mm

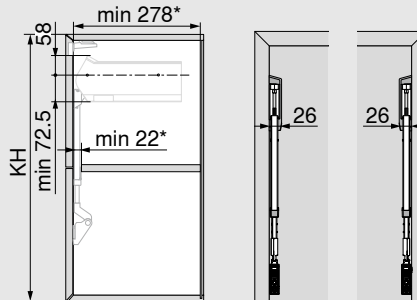
Rebate:
37 mm + rebate depth FT from IK

IK Cabinet inner edge

FT Rebate depth

* Drilling depth 5 mm

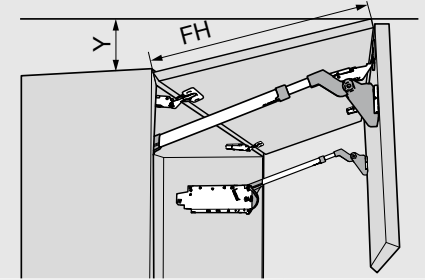
Space requirement



KH Cabinet height

FT Rebate depth

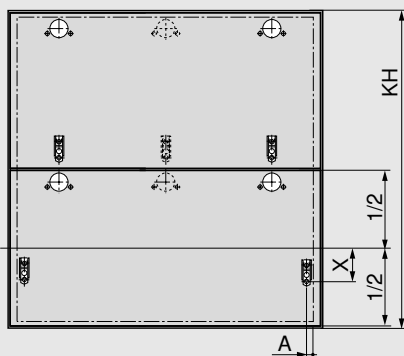
* For rebated application + rebate depth FT



Opening angle stop	Y (mm)
104°	FH x 0.24 + 34
83°	0

FH Front height

Front assembly

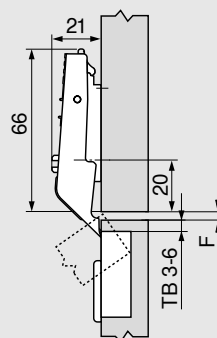


A Mitre:
12 mm from front inner edge

Rebate:
11 mm from front inner edge

Cabinet height KH (mm)	X (mm)
480–549	70
550–1040	47

CLIP top centre hinge



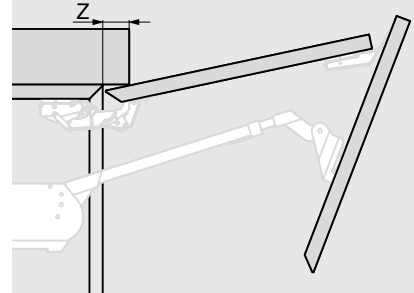
F Min. gap 1.5 mm

Drilling distance TB

MD	Horizontal gap F between fronts (mm)					
	3	4	5	6		
0	6	5	4	3		
3						
6						
9						

MD Mounting plate spacing (mm)

Space requirement Cornice/Crown moulding



Mitred application

FD (mm)	19	22	24						
Z (mm)	40	34	33						

Rebated application

FT (mm)	10			13			16		
FD (mm)	19	22	25	19	22	25	19	22	25
Z (mm)	70	58	45	67	55	42	64	52	39

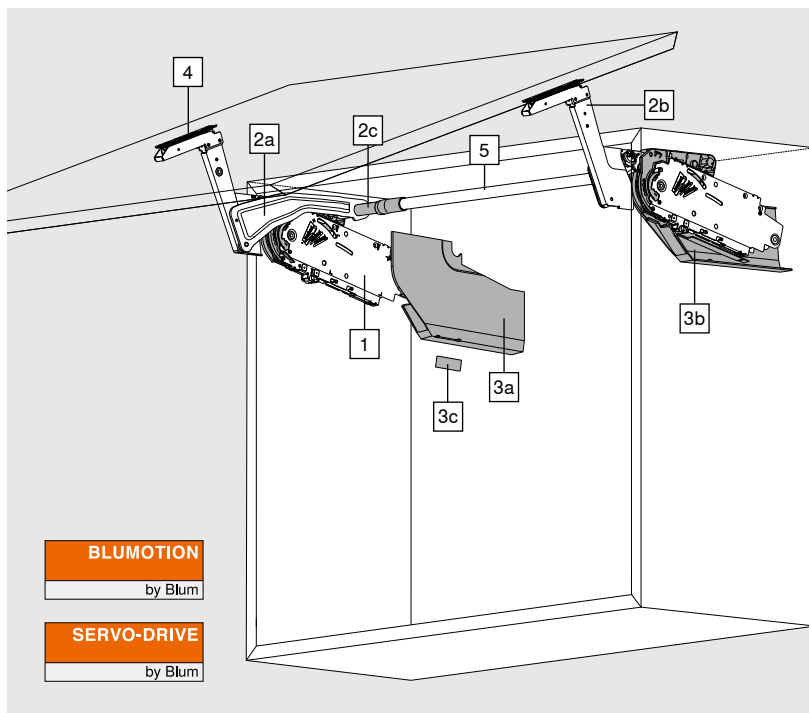
FD Front thickness

FT Rebate depth

AVENTOS HS



AVENTOS HS



Even large, one-part fronts swing up and over with gravity-defying ease with AVENTOS HS. And there is enough space for design features such as crown mouldings or cornices.

To select the correct lift mechanism, you need to know the cabinet height and the weight of the front (including the handle).

Example

Cabinet height KH = 600 mm

Weight of front = 10 kg


Lift mechanism = **20S2E00.05**

Cabinet height KH = 602 mm → 600 mm

Cabinet height KH = 603 mm → 605 mm

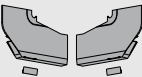
We recommend the more powerful lift mechanism for applications in overlapping ranges.


Ordering information

1  Lift mechanism set											
KH (mm)	Cabinet height KH 350-525 mm			KH (mm)	Cabinet height KH 526-675 mm			KH (mm)	Cabinet height KH 676-800 mm		
	20S2A00.05	20S2B00.05	20S2C00.05		20S2D00.05	20S2E00.05	20S2F00.05		20S2G00.05	20S2H00.05	20S2I00.05
	Weight of front incl. handle (kg)				Weight of front incl. handle (kg)				Weight of front incl. handle (kg)		
350	2.00-5.00	4.50-9.50	9.25-10.50	526	3.00-6.75	6.25-13.00	12.00-16.50	676	3.50-8.00	7.00-13.50	13.00-21.50
355	2.00-4.75	4.50-9.50	9.25-10.50	530	3.00-6.75	6.25-12.75	11.75-16.75	680	3.50-8.00	7.00-13.50	13.00-21.50
360	2.00-4.75	4.50-9.50	9.25-10.75	535	3.00-6.75	6.25-12.75	11.75-16.75	685	3.50-8.00	7.00-13.25	12.75-21.50
365	2.00-4.75	4.50-9.25	9.00-11.00	540	3.00-6.50	6.00-12.75	11.75-17.00	690	3.50-7.75	6.75-13.25	12.75-21.50
370	2.00-4.75	4.50-9.25	9.00-11.00	545	3.00-6.50	6.00-12.50	11.50-17.25	695	3.50-7.75	6.75-13.25	12.50-21.50
375	2.00-4.75	4.50-9.25	9.00-11.25	550	3.00-6.50	6.00-12.50	11.50-17.25	700	3.50-7.75	6.75-13.25	12.50-21.50
380	2.00-4.75	4.50-9.25	9.00-11.25	555	3.00-6.50	6.00-12.50	11.50-17.50	705	3.50-7.75	6.75-13.25	12.25-21.50
385	2.00-4.75	4.50-9.25	9.00-11.50	560	3.00-6.50	6.00-12.25	11.25-17.50	710	3.50-7.75	6.75-13.25	12.25-21.25
390	2.00-4.75	4.50-9.00	8.75-11.50	565	3.00-6.25	5.75-12.25	11.25-17.75	715	3.50-7.50	6.75-13.00	12.00-21.25
395	2.00-4.75	4.50-9.00	8.75-11.75	570	3.00-6.25	5.75-12.25	11.25-17.75	720	3.50-7.50	6.75-13.00	12.00-21.25
400	2.00-4.75	4.25-9.00	8.75-12.00	575	3.00-6.25	5.75-12.00	11.00-18.00	725	3.50-7.50	6.75-13.00	12.00-21.00
405	2.25-4.50	4.25-9.00	8.75-12.00	580	3.00-6.25	5.75-12.00	11.00-18.00	730	3.50-7.50	6.75-13.00	11.75-21.00
410	2.25-4.50	4.25-9.00	8.75-12.25	585	3.00-6.25	5.75-12.00	10.75-18.25	735	3.50-7.50	6.50-13.00	11.75-20.75
415	2.25-4.50	4.25-8.75	8.50-12.50	590	3.00-6.00	5.50-12.00	10.75-18.25	740	3.50-7.25	6.50-12.75	11.75-20.75
420	2.25-4.50	4.25-8.75	8.50-12.50	595	3.00-6.00	5.50-11.75	10.50-18.50	745	3.50-7.25	6.50-12.75	11.50-20.50
425	2.25-4.50	4.25-8.75	8.50-12.75	600	3.00-6.00	5.50-11.75	10.50-18.50	750	3.50-7.25	6.50-12.75	11.50-20.50
430	2.25-4.50	4.25-8.75	8.50-12.75	605	3.00-6.00	5.50-11.75	10.50-18.50	755	3.75-7.25	6.50-12.75	11.25-20.50
435	2.25-4.50	4.25-8.75	8.50-13.00	610	3.00-6.00	5.50-11.75	10.50-18.50	760	3.75-7.25	6.50-12.75	11.25-20.25
440	2.25-4.50	4.25-8.50	8.25-13.00	615	3.00-5.75	5.50-11.50	10.25-18.75	765	3.75-7.25	6.50-12.50	11.00-20.25
445	2.25-4.50	4.25-8.50	8.25-13.25	620	3.00-5.75	5.50-11.50	10.25-18.75	770	3.75-7.00	6.25-12.50	11.00-20.25
450	2.25-4.25	4.00-8.50	8.25-13.50	625	3.00-5.75	5.50-11.50	10.25-18.75	775	3.75-7.00	6.25-12.50	11.00-20.25
455	2.25-4.25	4.00-8.50	8.25-13.50	630	3.00-5.75	5.50-11.50	10.25-18.75	780	4.00-7.00	6.25-12.50	10.75-20.25
460	2.25-4.25	4.00-8.25	8.00-13.75	635	3.00-5.50	5.25-11.50	10.25-18.75	785	4.00-7.00	6.25-12.50	10.75-20.00
465	2.25-4.25	4.00-8.25	8.00-13.75	640	3.00-5.50	5.25-11.25	10.00-18.75	790	4.00-7.00	6.00-12.25	10.75-20.00
470	2.50-4.25	4.00-8.25	8.00-14.00	645	3.00-5.50	5.25-11.25	10.00-18.75	795	4.00-7.00	6.00-12.25	10.50-20.00
475	2.50-4.25	3.75-8.00	7.75-14.00	650	3.00-5.50	5.25-11.25	10.00-19.00	800	4.00-7.00	6.00-12.25	10.50-20.00
480	2.50-4.25	3.75-8.00	7.75-14.25	655	3.00-5.50	5.25-11.25	10.00-19.00				
485	2.50-4.25	3.75-8.00	7.75-14.25	660	3.00-5.50	5.25-11.25	10.00-19.00				
490	2.50-4.25	3.75-8.00	7.75-14.50	665	3.00-5.25	5.00-11.00	09.75-19.00				
495	2.50-4.25	3.75-7.75	7.50-14.50	670	3.00-5.25	5.00-11.00	09.75-19.00				
500	2.50-4.25	3.50-7.75	7.50-14.75	675	3.00-5.25	5.00-11.00	09.75-19.00				
505	2.50-4.00	3.50-7.75	7.50-14.75								
510	2.50-4.00	3.50-7.75	7.50-14.75								
515	2.50-4.00	3.50-7.50	7.25-14.75								
520	2.50-4.00	3.50-7.50	7.25-15.00								
525	2.50-4.00	3.25-7.50	7.25-15.00								
Consisting of:											
1	2 x	Symmetrical lift mechanism									
-	10 x	Chipboard screws Ø 4 x 35 mm									

Ordering information

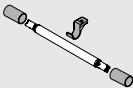
2		Lever arm set	
		Colour	Material
		Nickel plated	Steel
		20S3500.06	
Consisting of:			
2a	1 x	Lever arm left	
2b	1 x	Lever arm right	
2c	2 x	Cross stabiliser cover cap	

3		Cover cap set	
		Colour	Material
		HGR, SW, TGR	Nylon
			20S8020
Consisting of:			
3a	1 x	Large cover cap left	
3b	1 x	Large cover cap right	
3c	2 x	Branding element, stamped with Blum logo	
		IN-G	


4				Front fixing bracket set
				Version
				Wooden fronts
				¹
				20S4200

¹ Use 4 chipboard screws (609.1x00) per side for wooden fronts.

5				Round cross stabiliser rod
				Diameter (mm)
				Ø 16
				Length (mm)
				1061
				20Q1061UN
				For cutting to size
				Cutting
				Internal cabinet width LW - 129 mm

-	Connecting piece set for cross stabiliser		
	From internal cabinet width LW 1190 mm		
	Diameter (mm)	Material	
	Ø 16	Aluminium	20Q153ZN
Consisting of:			
-	1 x	Connecting piece	
-	1 x	Fixing	
-	2 x	Cross stabiliser cover cap	
Cutting for 5		Internal cabinet width LW / 2 - 147 mm	

Colour	
HGR	Light grey
SW	Silk white
TGR	Dark grey
IN-G	In-mould brushed stainless steel

i Information	
SERVO-DRIVE planning	20
For SERVO-DRIVE ordering information see AVENTOS general brochure	
www.blum.com/aventosbrochure	
	

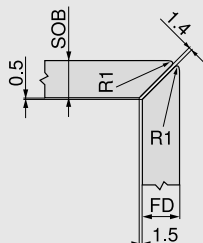
AVENTOS HS



AVENTOS HS

Planning

Mitred application

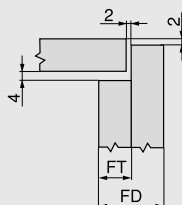


SOB Top panel thickness

FD Front thickness

R Radius

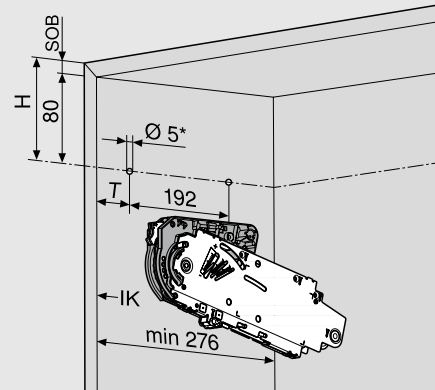
Rebated application



FD Front thickness

FT Rebate depth

Drilling position



5 x chipboard screws Ø 4 x 35 mm

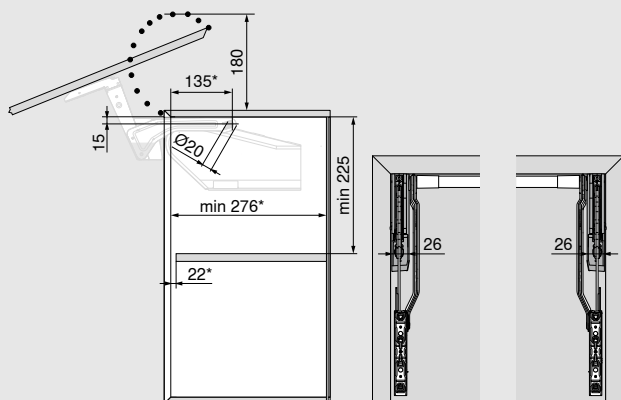
T **Mitre:** 37 mm from cabinet inner edge IK
Rebate: 37 mm + rebate depth FT from IK

IK Cabinet inner edge

SOB Top panel thickness

* Drilling depth 5 mm

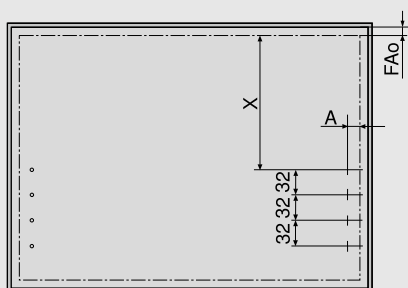
Space requirement



* For rebated application + rebate depth FT

FT Rebate depth

Front assembly



FAo Upper front overlay

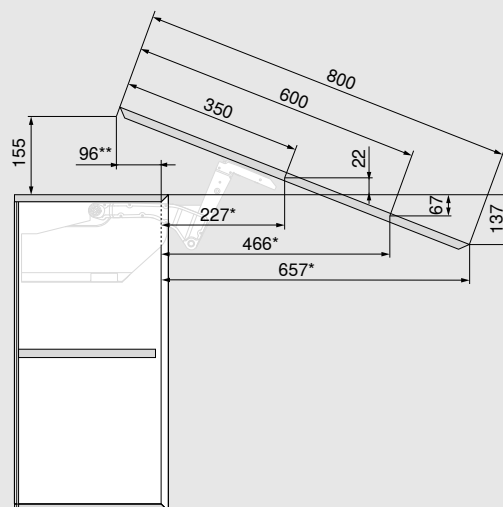
A Distance from front inner edge
Mitre: 12 mm
Rebate: 8.5 mm

X Distance from front inner edge
Mitre: 96 mm
Rebate: 92.5 mm

Application adjacent to wall: Requires 5 mm minimum gap

Use 4 chipboard screws (609.1x00) per side for wooden fronts.

Front setting



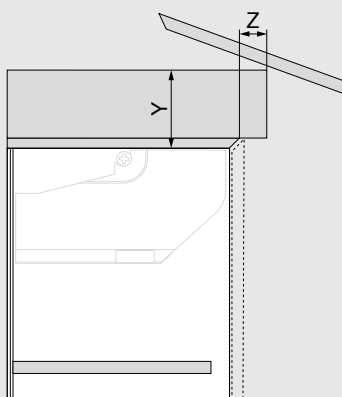
* For rebated application - rebate depth FT

**For rebated application + rebate depth FT

Dimensions depend on tilt adjustment and front thickness

Planning

Space requirement Cornice/Crown moulding



Gap = 2 mm

Mitred application

FD (mm)	19	22	24
Z max. (mm)	25	23	20
Y max. (mm)	82	78	76

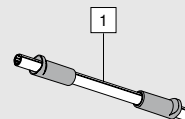
Rebated application

FT (mm)	10	13	16
FD (mm)	19–25	19–25	19–25
Z max. (mm)	28	29	28
Y max. (mm)	85	83	82

FD Front thickness

FT Rebate depth

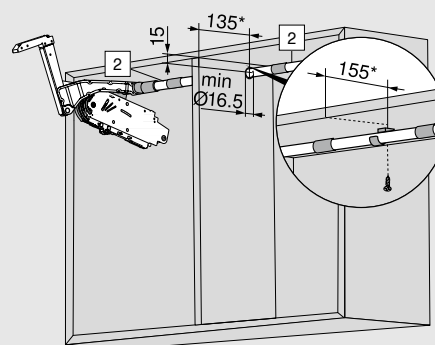
Cross stabiliser



1 LW - 129 mm

LW Internal cabinet width

Connecting piece



2 Half internal cabinet width LW - 147 mm

LW Internal cabinet width

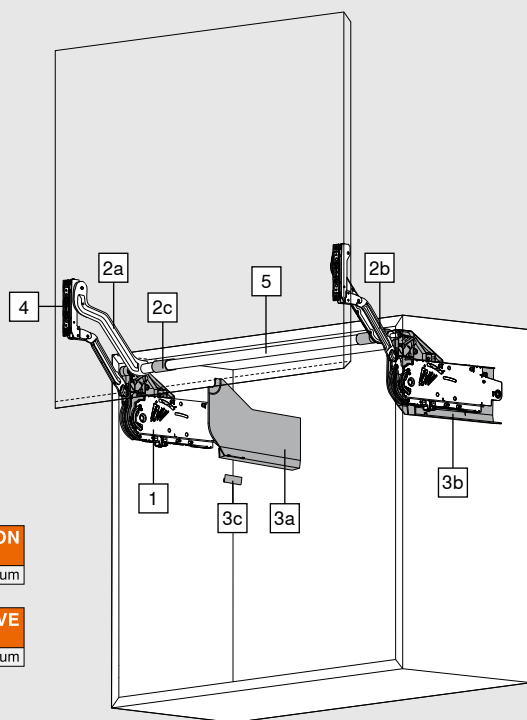
FT Rebate depth

* For rebated application + rebate depth FT

AVENTOS HL



AVENTOS HL

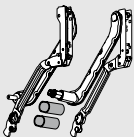


The AVENTOS HL lift up is the ideal solution for small, one-part fronts. Fronts lift up parallel to the cabinet so the lift up system is perfect for special installation situations, e.g. for concealing electrical appliances behind wall cabinet fronts.

Ordering information

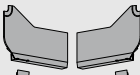
1		Lift mechanism set				
		Cabinet height KH (mm)				
		300–349	350–399	400–550	450–580	
		Lever arm set				
		20L3200.06	20L3500.06	20L3800.06	20L3900.06	
Weight of front incl. handle (kg)		1.25–4.25	1.25–2.50			20L2100.05
		3.50–7.25	1.75–5.00	1.75–3.50		20L2300.05
		6.50–12.00	4.25–9.00	2.75–6.75	2.00–5.25	20L2500.05
		11.00–20.00	8.00–14.75	5.75–11.75	4.25–9.25	20L2700.05
			13.50–20.00	10.50–20.00	8.25–16.50	20L2900.05
Consisting of:						
1	2 x	Symmetrical lift mechanism				
-	10 x	Chipboard screws Ø 4 x 35 mm				

Ordering information

2	Lever arm set		
	Cabinet height KH (mm)		
	300–349		20L3200.06
	350–399		20L3500.06
	400–550		20L3800.06
	450–580		20L3900.06


Consisting of:

2a	1 x	Lever arm left
2b	1 x	Lever arm right
2c	2 x	Oval cross stabiliser cover cap

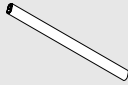
3	Cover cap set		
	Colour	Material	
	HGR, SW, TGR	Nylon	20L8020

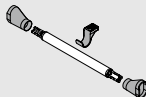
Consisting of:

3a	1 x	Large cover cap left
3b	1 x	Large cover cap right
3c	2 x	Branding element, stamped with Blum logo
		IN-G

4	Front fixing bracket set		
	Version		
	Wooden fronts	¹	20S4200

¹ Use 4 chipboard screws (609.1x00) per side for wooden fronts.

5	Oval cross stabiliser rod		
	Version	Length (mm)	
	Oval	1061	20Q1061UA
For cutting to size			
Cutting	Internal cabinet width LW - 129 mm		

-	Connecting piece set for cross stabiliser		
	From internal cabinet width LW 1190 mm		
	Diameter (mm)	Material	
	Ø 16	Aluminium	20Q153ZA

Consisting of:

-	1 x	Connecting piece
-	1 x	Fixing
-	2 x	Cross stabiliser cover cap
Cutting for 5	Internal cabinet width LW / 2 - 147 mm	

Colour

HGR	Light grey
SW	Silk white
TGR	Dark grey
IN-G	In-mould brushed stainless steel

Information

SERVO-DRIVE planning

20

For SERVO-DRIVE ordering information see AVENTOS general brochure



> www.blum.com/aventosbrochure

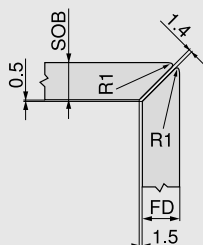
AVENTOS HL



AVENTOS HL

Planning

Mitred application

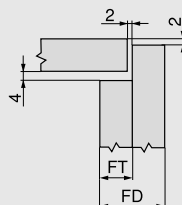


SOB Top panel thickness

FD Front thickness

R Radius

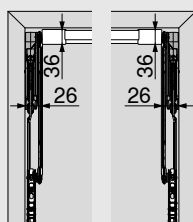
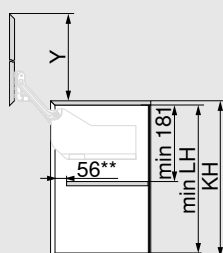
Rebated application



FD Front thickness

FT Rebate depth

Space requirement



Lever arm set	min. LH* (mm)	Y* (mm)
20L3200.06	262	264
20L3500.06	312	352
20L3800.06	362	440
20L3900.06	412	529

LH Internal cabinet height

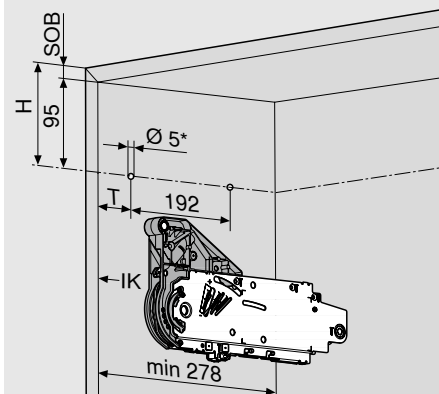
KH Cabinet height

FT Rebate depth

* Dimensions based on lower gap = 0 mm

**For rebated application + rebate depth FT

Drilling position



5 x chipboard screws Ø 4 x 35 mm

T **Mitre:** 37 mm from cabinet inner edge IK
Rebate: 37 mm + rebate depth FT from IK

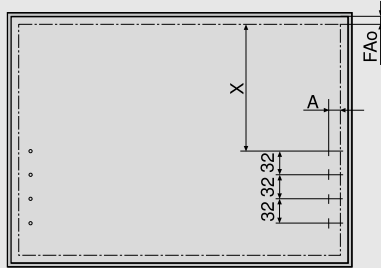
IK Cabinet inner edge

SOB Top panel thickness

* Drilling depth 5 mm

Planning

Front assembly



Lever arm set	X (mm) Mitre	X (mm) Rebate
20L3200.06	159.5	156
20L3500.06	209.5	206
20L3800.06	259.5	256
20L3900.06	309.5	306

FAo Upper front overlay

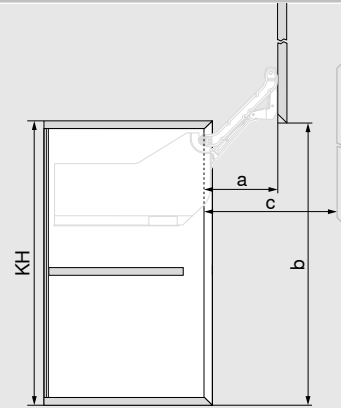
A Distance from front inner edge
Mitre: 12 mm
Rebate: 8.5 mm

X Distance from front inner edge

Application adjacent to wall: Requires 5 mm minimum gap

Use 4 chipboard screws (609.1x00) per side for wooden fronts.

Front setting

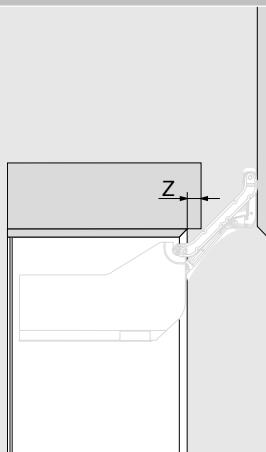


Lever arm set	a** (mm)	b* (mm)	max. c** (mm)
20L3200.06	114	256	159
20L3500.06	146	344	209
20L3800.06	178	432	259
20L3900.06	210	521	309.5

* Dimensions based on lower gap = 2 mm

**For rebated application - rebate depth FT

Space requirement Cornice/Crown moulding



Gap = 2 mm

Mitred application

FD (mm)	19	22	24
Z (mm)	18	18	18

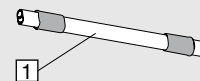
Rebated application

FT (mm)	10	13	16
FD (mm)	19-25	19-25	19-25
Z (mm)	29	26	23

FD Front thickness

FT Rebate depth

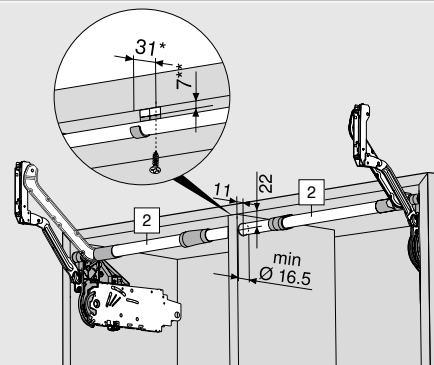
Cross stabiliser



1 LW - 129 mm

LW Internal cabinet width

Connecting piece



2 Half internal cabinet width LW - 147 mm

LW Internal cabinet width

FT Rebate depth

* For rebated application + rebate depth FT based on cabinet inner edge

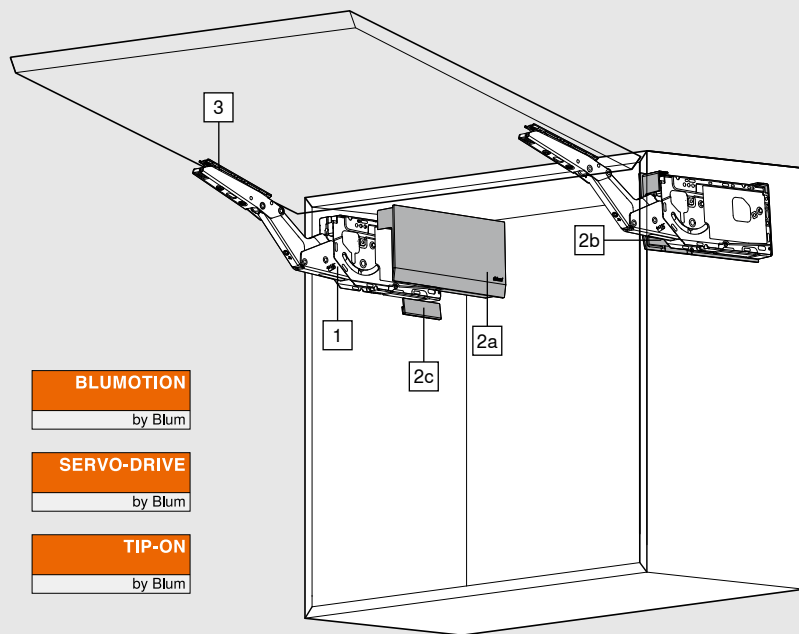
** Lower with 7 mm packing piece

AVENTOS HK top



AVENTOS HK top

Fronts equipped with AVENTOS HK top need little space above the cabinet. That is why the stay lift is the ideal lift system for applications in wall cabinets, tall cabinets or above the refrigerator.



BLUMOTION

by Blum

SERVO-DRIVE

by Blum

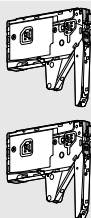
TIP-ON

by Blum



Power factor (LF) = cabinet height (KH) [mm] x front weight incl. double handle weight [kg]

Ordering information

1		Lift mechanism set		
		Fixing with pre-mounted system screws		
		LF	OW	
		420–1610	75°– 107°	22K2310
		930–2800	75°– 107°	22K2510
		1730–5200	75°– 107°	22K2710
		3200–9000	75°– 107°	22K2910
Consisting of:				
1	2 x	Symmetrical lift mechanism with pre-mounted system screws		
LF Power factor				
OW Opening angle (infinitely variable adjustment)				
Note				
Max. front weight 18 kg if using two lift mechanisms.				
The power factor (LF) can be increased by 50% if you use a third lift mechanism. We recommend a third lift mechanism for wide cabinets. This will prevent the front from sagging when open.				


AVENTOS HK top

AVENTOS HK top



Ordering information

2	Cover cap set		
	Colour	Material	
	HGR, SW, TGR	Nylon	22K8000
Consisting of:			
2a	1 x	Cover cap left	
2b	1 x	Cover cap right	
2c	2 x	Branding element, stamped with Blum logo	
		IN-G	

3	Front fixing bracket set		
	Version		
	Wooden fronts	1	20S4200

¹ Use 4 chipboard screws (609.1x00) per side for wooden fronts.

Colour	
HGR	Light grey
SW	Silk white
TGR	Dark grey
IN-G	In-mould brushed stainless steel

i Information	
SERVO-DRIVE planning	20
For SERVO-DRIVE ordering information see AVENTOS general brochure	
www.blum.com/aventosbrochure	
TIP-ON planning	22
For TIP-ON ordering information see AVENTOS general brochure	
www.blum.com/aventosbrochure	



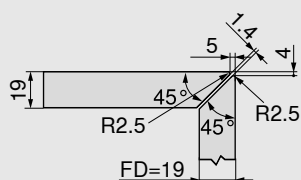
AVENTOS HK top



AVENTOS HK top

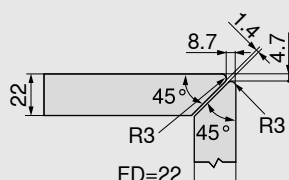
Planning

Mitred application



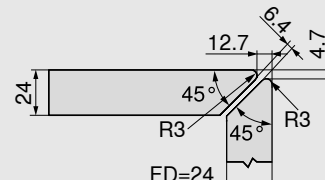
FD Front thickness

R Radius



FD Front thickness

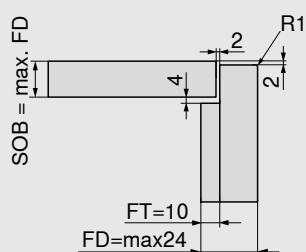
R Radius



FD Front thickness

R Radius

Rebated application

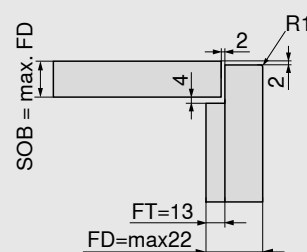


FD Front thickness

FT Rebate depth

R Radius

SOB Top panel thickness



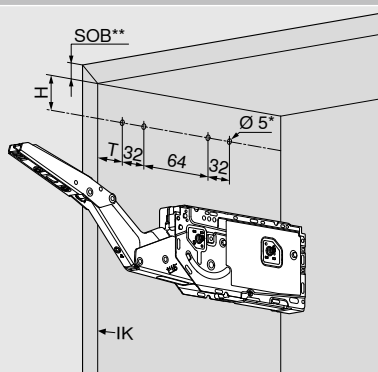
FD Front thickness

FT Rebate depth

R Radius

SOB Top panel thickness

Drilling position



T **Mitre:** 37 mm from cabinet inner edge IK
Rebate: 36.5 mm + rebate depth FT from cabinet front edge KV

H **Mitre:** 35 mm
Rebate: 36 mm

IK Cabinet inner edge

KV Cabinet front edge

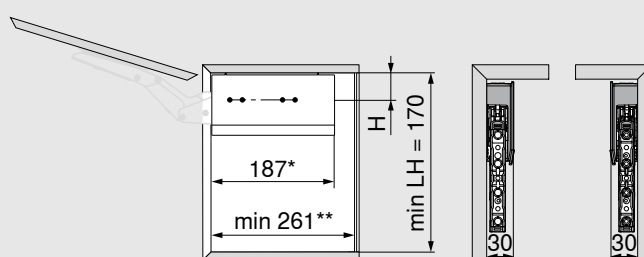
FT Rebate depth

SOB Top panel thickness

* Drilling depth 5 mm

** **Mitre:** max. 25 mm
Rebate: max. 22 mm

Space requirement



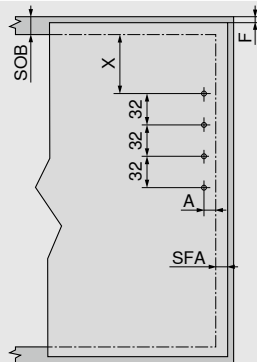
LH Internal cabinet height

* For rebated application + rebate depth FT

** Min. 261 mm with visible wall hanging bracket
For rebated application + rebate depth FT

Planning

Front assembly



4 x chipboard screws Ø 3.5 x 15 mm

A Distance from front inner edge
Mitre: 12 mm
Rebate: 8.5 mm

X Distance from front inner edge
Mitre: 62 mm
Rebate: 58 mm

F Gap

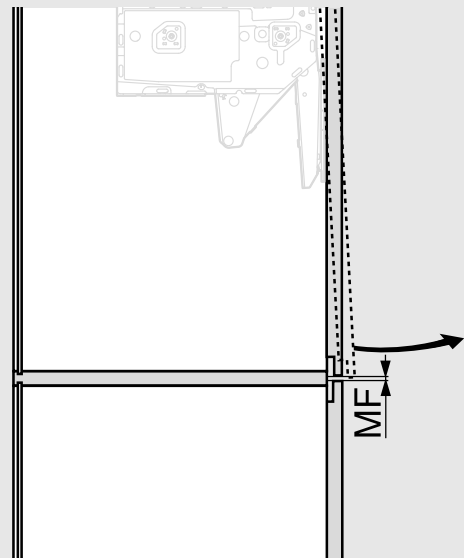
SFA Side front overlay

SOB Top panel thickness

Application adjacent to wall: Requires 5 mm minimum gap

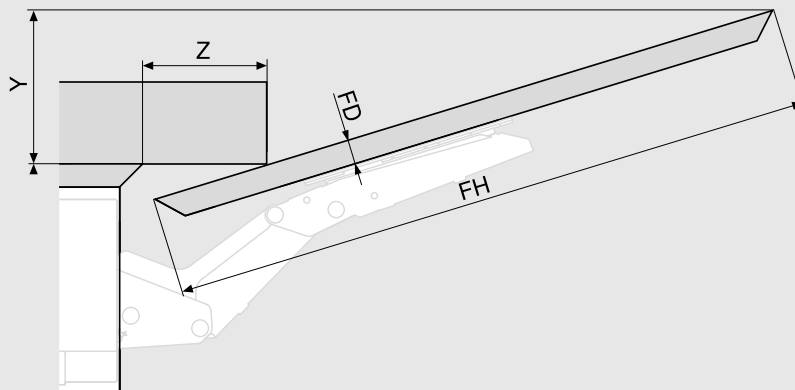
Use 4 chipboard screws (609.1x00) per side for wooden fronts.

Minimum gap for rebated applications



MF Minimum gap for opening (2 mm)

Cornice/crown moulding space requirement for max. opening angle:



$$Y = FH \times 0.29 - 15 + FD$$

Mitred application

FD (mm)	19	22	24			
Z (mm) for 107°	20	—	—			

Rebated application

FT (mm)		10			13	
FD (mm)	19	22	24	19	22	—
Z (mm) for 107°	49	39	28	46	36	—

FD Front thickness

FH Front height

FT Rebate depth

A single touch suffices (hand or elbow) and lift systems equipped with SERVO-DRIVE for AVENTOS open as if by magic. To close the lift system, just press the easy-to-reach switch on the inside of the cabinet. For mitred and rebated applications for AVENTOS HF, AVENTOS HS, AVENTOS HL and AVENTOS HK top.

Mitred applications with SERVO-DRIVE for AVENTOS are not standard applications and that is why you need:

- SERVO-DRIVE items
(for ordering information see the Blum catalogue)
- Double side panels set back by 1 mm so that the SERVO-DRIVE switches can be installed

Rebated applications with SERVO-DRIVE for AVENTOS are not standard applications and that is why you need:

- SERVO-DRIVE items
(for ordering information see the Blum catalogue)
- Double side panels set back by the rebate depth plus 1 mm so that the SERVO-DRIVE switches can be installed

SERVO-DRIVE for AVENTOS – mitred and rebated applications

Space requirement	
Mitre	Rebate
AVENTOS HF/HS/HL	AVENTOS HF/HS/HL
AVENTOS HK top	AVENTOS HK top
FT Rebate depth	
DSW Double side panel	

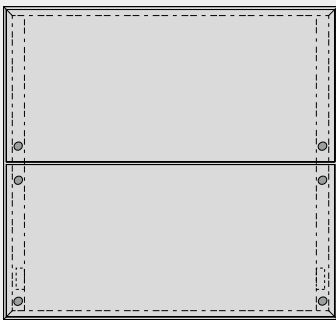
Front assembly		
Mitre and rebate		
A	Distance from front inner edge	
DSW	Double side panel	
KH	Cabinet height	
A	AVENTOS HF	AVENTOS HS/HL/HK top
Mitre	12 mm	12 mm
Rebate	11 mm	8.5 mm

SERVO-DRIVE for AVENTOS – mitred and rebated applications

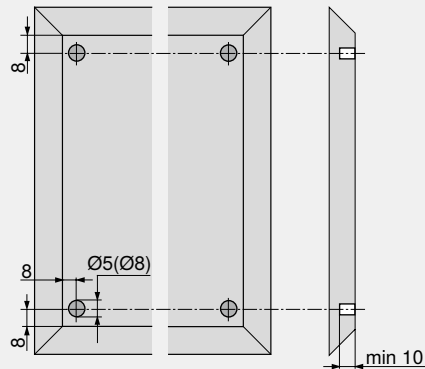
Position of Blum distance bumper

AVENTOS HF/HS/HL

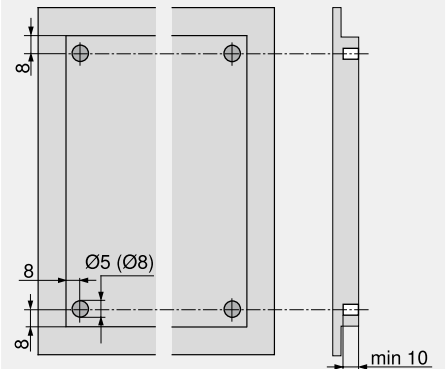
Mitre and rebate



Mitre

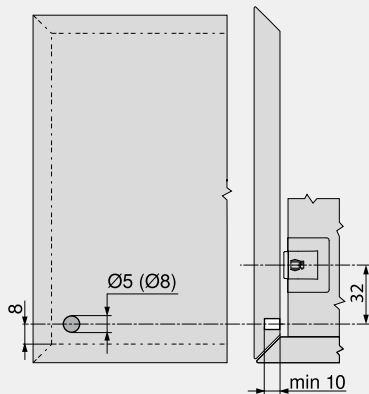


Rebate

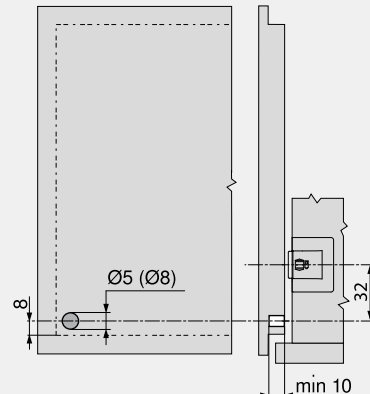


AVENTOS HK top

Mitre



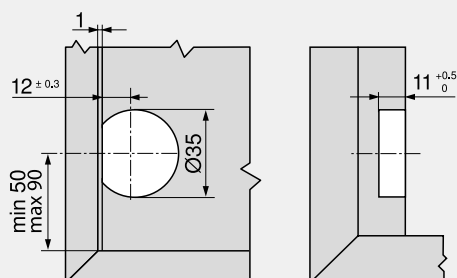
Rebate



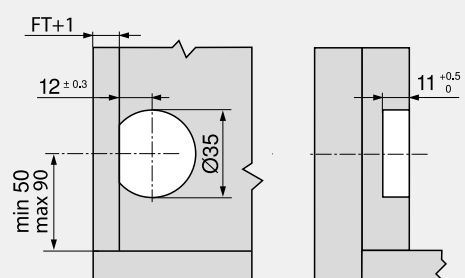
Insert Blum distance bumper (do not glue)

SERVO-DRIVE switch

Mitre



Rebate



FT Rebate depth

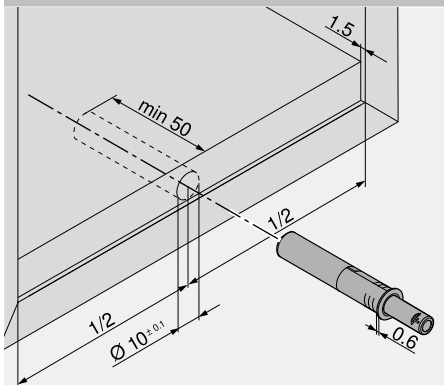
The TIP-ON for AVENTOS HK top mechanical opening support system makes it easy to open handle-less fronts. To close, simply press shut.

Mitred applications with TIP-ON for AVENTOS HK top are not standard applications and that is why you need:

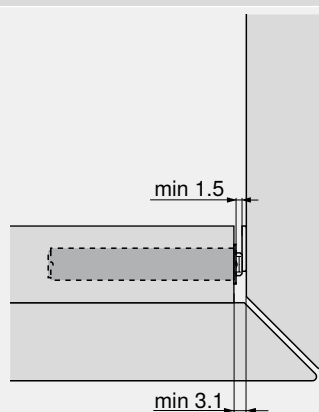
- TIP-ON items (for ordering information see the Blum catalogue)
- A double base set back by 1.5 mm for TIP-ON for drilling

TIP-ON for AVENTOS HK top – mitred applications

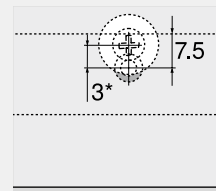
For drilling



Front gap

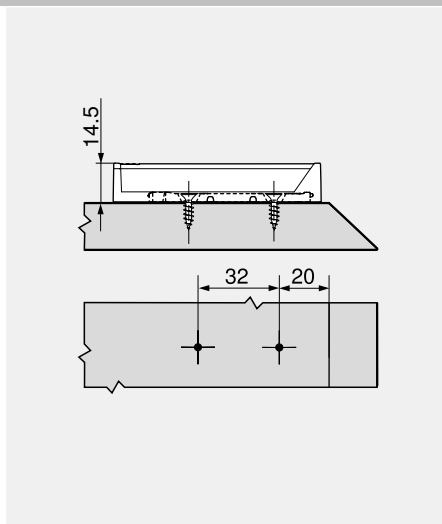
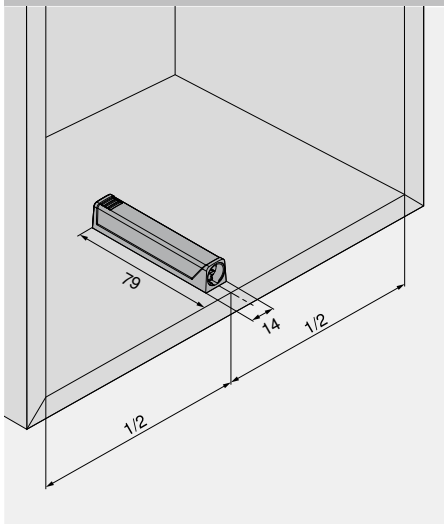


Catch plate

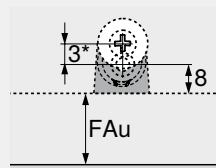


* 3 mm offset installation

Straight adapter plate



Catch plate



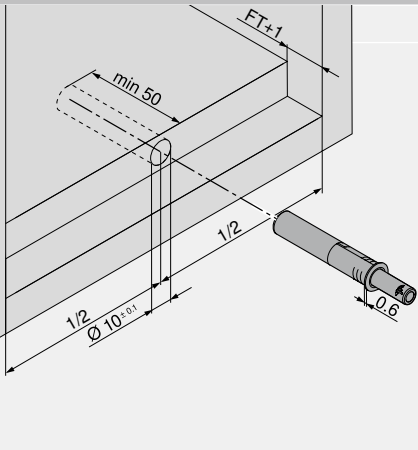
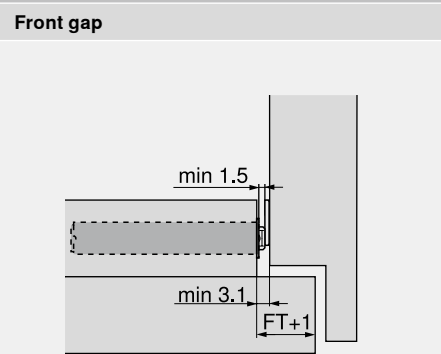
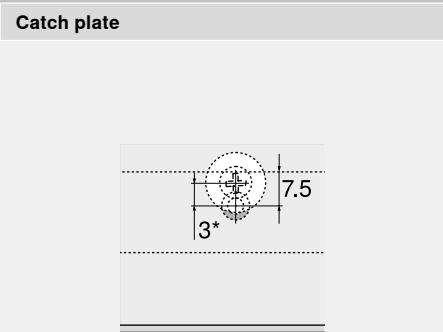
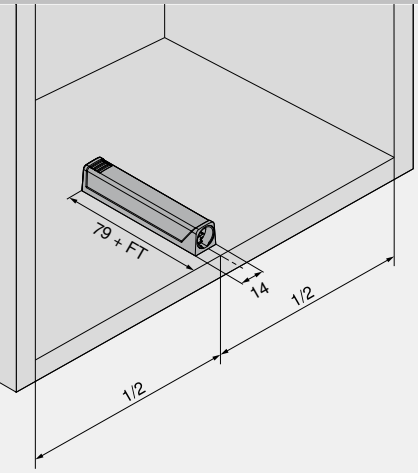
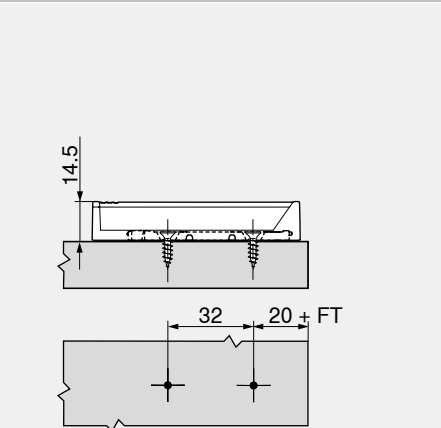
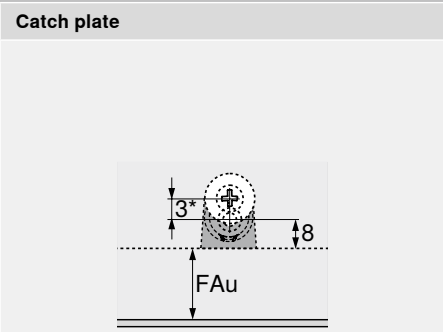
* 3 mm offset installation

FAu Bottom front overlay

Rebated applications with TIP-ON for AVENTOS HK top are not standard applications and that is why you need:

- TIP-ON items (for ordering information see the Blum catalogue)
- A double base set back by rebate depth plus 1 mm for TIP-ON for drilling

TIP-ON for AVENTOS HK top – rebated applications

For drilling		
		
FT Rebate depth	FT Rebate depth	* 3 mm offset installation
Straight adapter plate		
		
FT Rebate depth	FT Rebate depth	* 3 mm offset installation FAu Bottom front overlay

The company Blum

Founded over 60 years ago by Julius Blum, Blum is a family-owned company that operates on an international scale. Its strategic business segments include lift, hinge and pull-out systems. All our product developments focus on perfecting motion.

www.blum.com





Blum in Austria and around the world

The company has eight plants in Vorarlberg, Austria, additional production sites in Poland, the USA and Brazil and 32 subsidiaries/representative offices. Blum supplies more than 120 markets. The Blum Group employs 8,300 people in total, 6,200 of whom work in Vorarlberg.



Global customer benefits

"Whether manufacturer, distributor, fitter or kitchen user – everybody should personally enjoy the benefits of Blum products" – that is Blum's philosophy on global customer benefits.



Innovations

To support customers with innovative fittings solutions and secure long-term success for the company, we need to consistently invest in research and development, in plants and facilities and in employee training. With more than 2,100 granted patents worldwide, Blum is one of Austria's most innovative companies.



Quality

Blum's comprehensive concept of quality does not only apply to products. Services and collaboration with customers and partners should also meet the same quality requirements.



Environment

At Blum, we believe that responsible ecological behaviour has long-term economic benefits. The longevity of products is just one of many important aspects. Other important measures include the use of environmentally-friendly processes, the intelligent use of materials and prudent energy management.



DYNAMIC SPACE

Good workflows, optimum use of storage space and top quality motion are important features of a practical kitchen. Blum's ideas for practical kitchens are designed to bring function, convenience and ergonomics to furniture interiors.

Blum Canada Ltd.
6775 Maritz Drive
Mississauga, ON, L5W 0H5
Tel.: 905-670-7920
Long Dist.: 1-800-670-9254
E-Mail: info.ca@blum.com

Julius Blum GmbH
Furniture Fittings Mfg.
6973 Höchst, Austria
Tel.: +43 5578 705-0
Fax: +43 5578 705-44
E-mail: info@blum.com
www.blum.com

Our sites in Austria, Poland and China are certified to the international standards mentioned below.
Our site in the USA is certified to ISO 9001.
Our site in Brazil is certified to ISO 9001 and ISO 14001.



ISO 9001
Certified Quality
System



ISO 14001
Certified Environmental
System



ISO 50001
Certified Energy
System

 **blum**®



Look for our
FSC®-certified
products

All content is copyrighted by Blum.
Subject to technical modifications and changes to the range without notice.
IDNR: 000.000.0 - EP-498/2 EN-CA/06.21