

# AVENTOS HK-S

Minimalistic: the new cover caps

[www.blum.com](http://www.blum.com)



## Memo

i

Available in three colours



AVENTOS HK-S, the stay lift for small fronts, has been given a new look. The cover caps have been redesigned giving them a minimalistic sleek finish that complements the design of the AVENTOS HK top. The new cover caps are available in three colours: light grey, silk white and dark grey. The small stay lift fits stylishly into cabinets of varying designs and offers the very highest quality of motion.

The new design makes it easy to combine the AVENTOS HK-S with the new AVENTOS HK top stay lift in any living area to create a uniform and clear overall impression from small and large cabinets with stay lifts throughout the living space.



Light grey



Silk white



Dark grey



AVENTOS HK top with dark grey cover cap

# AVENTOS HK-S



## The new cover caps

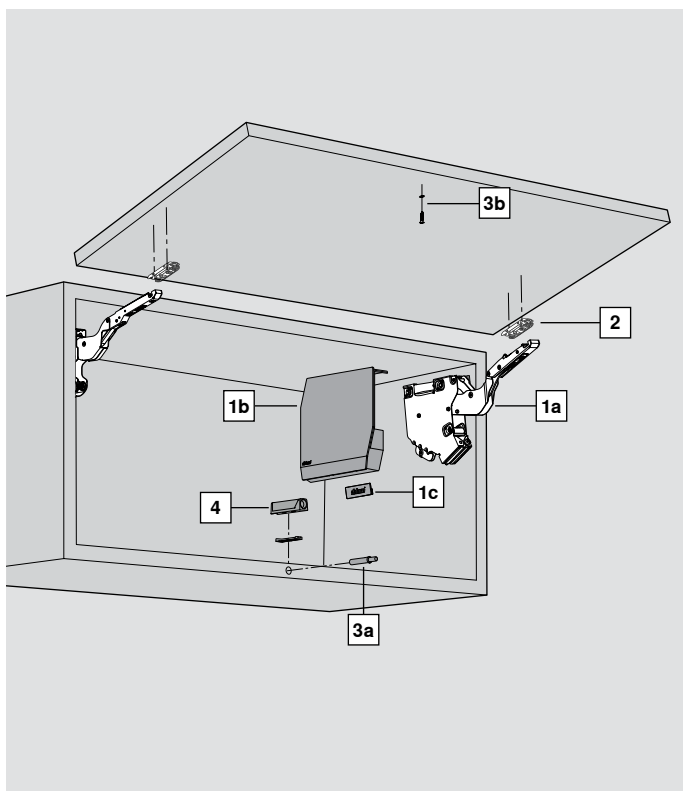
### Order specification





#### Power factor (LF)


Power factor (LF) = cabinet height (KH) [mm] x front weight incl. double handle weight [kg]


We recommend the more powerful lift mechanism for overlapping areas.





	2 Front fixing bracket		
	Fixing method	Spacing (mm)	
	Screw-on version	0 **	175H3100
	EXPANDO	0	177H3100E
	Knock-in version	0	177H3100
Wooden fronts and wide alu frames			2 x
Horizontal steel mounting plates with 0 mm spacing should be used.			
** Use 2 chipboard screws (609.1x00) per side for wooden fronts. Use 2 counter sunk self-tapping screws (660.0950) per side for wide alu frames.			

	Front fixing bracket set		
	Narrow alu frames	1 x	20K4A00A02

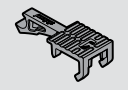
	3 TIP-ON set		
	For drilling Ø 10 x 50 mm		
	SW, TS, R7036		
	Short version		956.1004
Up to cabinet height (KH) 600 mm			
Consisting of:			
3a  1 x TIP-ON			
3b  1 x Screw-on catch plate			
1 x Chipboard screw 609.1500			
1 x Comment: glue-on catch plate (alternative to screw-on version)			

	1 Lift mechanism set				
	HGR, SW, TGR				
	LF	OW	Standard	TIP-ON	
	220–500	107° *	20K2B00.06	20K2B00T06	
	400–1000	107°	20K2C00.06	20K2C00T06	
	960–2215	107°	20K2E00.06	20K2E00T06	
Consisting of:					
1a  2 x Symmetrical lift mechanism					
1b  2 x Cover caps left/right					
1c  2 x Small cover cap, stamped with Blum logo					
6 x Chipboard screw Ø 4 x 35 mm					
Note					
The power factor (LF) can be increased by 50% when using a third lift mechanism					
* 1 lift mechanism is unsprung					

	4 Straight adapter plate		
	Plastic, screws***		
	SW, TS, R7036, NI-L		
	Short version		956.1201
Alternative to straight adapter plate			
	Cruciform adapter plate		
	Plastic, screws***		
	R7036		
	Long version		956A1501

\*\*\* Assemble using Ø 3.5 mm or Ø 4 mm chipboard screws.

#### Accessories

	Opening angle stop		
	Plastic		
	100°, dark grey	2 x	20K7A41
	75°, dust grey	2 x	20K7A11

□ Standard  
■ TIP-ON

LF Power factor  
OW Opening angle

HGR= light grey, SW= silk white, TGR= dark grey, TS= terra black,  
R7036= RAL 7036 platinum grey, NI-L= nickel-lacquered