



Pull-Out Shelf Lock



Shelf space exactly where you need it

Quality of living is not only determined by design but also by convenience. This is why we have developed a functional lock-open stop for pull-out shelves with full extension. The discreet and space-saving mechanism securely holds the pull-out shelf in place when open.

Pull-out shelves are locked in position where they are needed throughout the home, whether in the kitchen, bathroom, living room or utility room. By creating additional, flexible shelf space, users can mobilize kitchen gadgets and appliances, making them easy to use, and put away again in seconds.

TANDEM plus BLUMOTION & MOVENTO



Pull-Out Shelf Lock for Face Frame

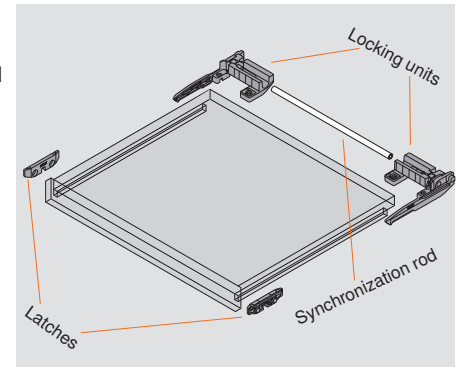
Application



Description

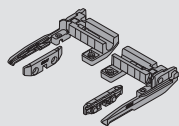
- For TANDEM 563 H/., and all MOVENTO runners
- Can be combined with TIP-ON BLUMOTION
- Two-sided locking for secure hold
- Can be released with one hand from either side of the shelf
- Easy installation with self-aligning components
- No change to runner installation
- Can be easily integrated into the existing manufacturing processes
- Designed for use in face frame applications

Basic components



Components

Pull-out shelf lock set



- Nylon, Orion gray material

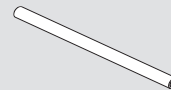
Set Includes:

- 2 locking units (install with wood screws)
- 2 latches (install with wood or system screws)
- Installation instructions
- Not designed for TANDEM plus BLUMOTION 9" length runners

Part no.

For face frame	295H5750
Wood screw	606N or 606P
System screw	661.1450.HG

Synchronization rod

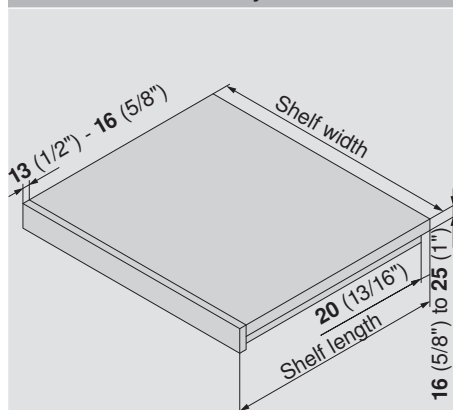


- Natural color
- Aluminum material
- Opening width:
Minimum = **212** (8-3/8")
Maximum = **1176** (46-5/16")
- Length **1089** (42-7/8"), cut to size
- Pull-out shelf lock can be released with one hand thanks to the synchronization rod

Synchronization rod	ZST.1089W
---------------------	------------------

NOTE: Length = opening width minus **87** (3-7/16")

Pull-out shelf assembly



- Shelf width = opening width minus **22** (7/8")
- Shelf length = specified drawer length for runner minus **28** (1-1/8")

Front view

